

# Open the door to your *Destiny*



*Residential Elevator*

# Welcome To Your Destiny

You are now among thousands of homeowners discovering the value and convenience of a residential elevator. As you know, multi-level homes are becoming ever more popular as they offer your family additional square footage without losing precious lot acreage. However, the idea of transferring luggage, laundry, groceries, or even yourself up and down a flight of stairs day after day, often results in the scaling back of one's home plans.

We suggest that you don't hold back! Build the home of your dreams...expand up as far as your imagination will allow...and then invest in a Destiny Residential Elevator to take you to any level of your home with elegance and ease.

## Contents:

*Destiny Level I*  
Page 4



*Destiny Level II*  
Page 5



*Destiny Level III*  
Page 6



*Destiny Level IV*  
Page 7




*Destiny Level V*  
Page 8



*Destiny Level VI*  
Page 9



*Fixtures*  
Page 10



*Gates*  
Page 11



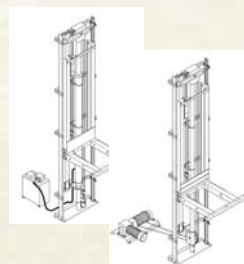
*Woods & Lights*  
Page 12



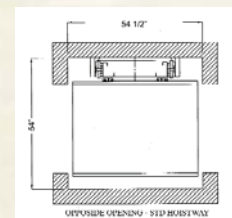
*About the Company*  
Page 13



*Drive Systems*  
Page 14



*Specs & Drawings*  
Page 15



Note: Cover photo shows a custom designed car installed by Lifts of Illinois

*Timeless in its elegance...*



*...Modern in its convenience*

*Stairs are no longer your only choice as in the past.  
The Destiny residential elevator provides you with  
the elegance and convenience you deserve.*

# The Destiny Level I


- Choice of Melamine Colors: Light Oak, Dark Oak, and White
- Globe Light Fixture - Brass or Nickel Plated  
*(Optional 2 or 4 Recessed Lights)*
- Wood Handrail
- Brushed Stainless Steel or Brushed Brass Hall Call and Car Operating Panel
- Unfinished Floor  
*(Optional Light Oak or Dark Oak Flooring)*



Standard White Ceiling Panel with Globe Light




Optional White Ceiling Panel with 2 Recessed Lights




## Melamine Samples


Dark Oak



Light Oak



White



Car shown with light oak melamine panels and optional phone box.



## The Destiny Level II


- Choice of any Plastic Laminate Finish with Oak Trim  
*(Other Optional Laminates Upon Request)*
- Globe Light Fixture - Brass or Nickel Plated  
*(Optional 2 or 4 Recessed Lights)*
- Wood Handrail
- Brushed Stainless Steel or Brushed Brass Hall Call and Car Operating Panel
- Unfinished Floor  
*(Optional Light Oak or Dark Oak Flooring)*



Standard White Ceiling  
Panel with Globe Light



Optional White Ceiling Panel  
with 4 Recessed Lights



Car shown with white laminate panels, optional  
phone box, and optional stainless steel handrail.

# The Destiny Level III

- Choice of Hardwood Veneers: Oak, Birch, and Maple  
(Optional Cherry, Hickory, Alder, and Other Hardwood Veneers)
- Globe Light Fixture - Brass or Nickel Plated  
(Optional 2 or 4 Recessed Lights)
- Wood Handrail
- Brushed Stainless Steel or Brushed Brass Hall Call and Car Operating Panel
- Choice of White Melamine or Matching Veneer Ceiling
- Unfinished Floor  
(Optional Light Oak or Dark Oak Flooring)



Standard Veneer Ceiling Panel with Globe Light



Optional Ceiling Panel with 2 Recessed Lights



Car shown with red mahogany finished oak veneer panels, optional phone box, and optional brass handrail.

# The Destiny Level IV

- Choice of Recessed Panel Hardwoods: Oak, Birch, and Maple  
*(Optional Cherry, Hickory, Alder, and Other Hardwoods)*
- 2 Recessed Lights  
*(Optional 4 Recessed Lights or Globe Light)*
- Wood Handrail
- Brushed Stainless Steel or Brushed Brass Hall Call and Car Operating Panel
- Choice of White Melamine or Matching Veneer Ceiling
- Unfinished Floor  
*(Optional Light Oak or Dark Oak Flooring)*



Standard Ceiling Panel  
with 2 Recessed Lights



Optional Ceiling Panel  
with 4 Recessed Lights



Car shown with optional clear finished hickory  
hardwood panels.

# The Destiny Level V

- Choice of Recessed Panel Hardwoods: Oak, Birch, and Maple  
*(Optional Cherry, Hickory, Alder, and Other Hardwoods)*
- Brushed Stainless Steel or Brushed Brass Hall Call and Car Operating Panel
- Wood Handrail
- Recessed Panel Ceiling
- Four Recessed Lights
- Unfinished Floor  
*(Optional Light Oak or Dark Oak Flooring)*



Recessed Panel



Standard Recessed Ceiling Panel



Optional Tray Ceiling Panel



Car shown with clear finished oak panels, optional glass panel, and optional stainless steel handrail.

# The Destiny Level VI

- Choice of Raised Panel Hardwoods: Oak, Birch, and Maple  
(Optional Cherry, Hickory, Alder, and Other Hardwoods)
- Brushed Stainless Steel or Brushed Brass Hall Call and Car Operating Panel
- Wood Handrail
- Raised Panel Ceiling
- Four Recessed Lights
- Unfinished Floor  
(Optional Light Oak or Dark Oak Flooring)



Standard Raised Ceiling Panel



Optional Curved Panel



Car shown with clear finished cherry hardwood panels, optional phone box, and optional brass handrail.

# Fixtures



Standard Brushed Brass



The car operating panel, phone box, and hall calls are available in a variety of styles.

A wide selection of standard and optional finishes are available:

- Standard Brushed Brass or Brushed Stainless Steel
- Optional Polished Brass or Polished Stainless Steel
- Optional Oil Rubbed Brushed Brass

The car comes standard with a wood handrail. Optional handrails include brushed or polished stainless steel, brushed or polished brass, or oil rubbed brushed brass.

The car operating panel comes standard with a position indicator, emergency stop button, alarm button, and emergency lighting. Custom fixtures are also available based on your unique design.



Standard Brushed Stainless Steel



Standard Wood Handrail



Optional Brushed Stainless Steel Handrail



Optional Brushed Brass Handrail



Optional Oil Rubbed Brushed Brass



Optional Elliptical Style Stainless Steel



Optional Slimline Car Operating Panel



# Accordion and Scissors Gates

White Vinyl



Antique White Vinyl



Dark Oak Laminate




Clear Panel - Optional



Light Oak Laminate



Optional accordion wood veneer gates are available in Birch, Oak, Maple, Cherry, Hickory or Alder.



Optional Scissors Gates

Copper Vein - Optional



White



Black



Brass - Optional



Enterprise Gate - Optional

Your Destiny comes standard with an accordion gate or a black or white scissors gate up to 6'8". You can upgrade your scissors gate to a brass or copper vein finish. The Enterprise gate is also available as an option, with finishes of brass, black or white.

# Wood Products and Light Fixtures

Birch

Red Oak

Maple

Hickory

Cherry

Alder

Birch, Red Oak and Maple are offered as standard wood panels. Hickory, Cherry, and Alder are provided as optional woods with other varieties available upon request. Each wood product comes unfinished for those who wish to match stains and finishes to their home's decor.

Every car is available with a choice of black or white recessed lights, or globe light.



To personalize your Destiny residential elevator, letters can be engraved into your wood car panels and/or car operating panel.

## Standard Features

- 36"x 48" Car Size
- 7'3" Interior Ceiling Height
- Brushed Stainless Steel or Brushed Brass Car Operating Panel and Hall Call
- Wood Handrail
- Unfinished Floor and Hardwood Panels
- Scissor or Accordion Gate (Manual Operation)
- Digital Floor Position Indicator
- "Car Here" and "In-Use" Lights
- Automatic On/Off Car Lighting
- Telephone Jack - Surface Mount
- Emergency Stop/Alarm/Lighting

## Optional Features

- Polished Brass or Polished Stainless Steel Car Operating Panel, Hall Call and Phone Box
- Brushed or Polished Brass Handrail
- Brushed or Polished Stainless Steel Handrail
- Oil Rubbed Brushed Brass Fixtures
- Custom Car Sizes
- Automatic Accordion Gate Operator
- Finished Wood Panels (Stained and/or Polyurethane)
- Custom Wood Choices
- Light Oak or Dark Oak Flooring
- Hickory, Cherry, or Alder Hardwood Panels for Level III, IV, V, and VI
- Custom Engraving



## ***National Wheel-O-Vator...Personalized Service***

The National Wheel-O-Vator Company, Inc. is privately owned and operated within the United States, with offices located in Roanoke, Illinois and Berwick, Louisiana. Managed by a family of engineers, the company is dedicated to superior design, quality manufacturing, unrivaled customer service, and personalized customization. National Wheel-O-Vator has and continues to be an active participant on the various Safety Codes and Standards Committees that govern our industry.

We are dedicated to making your choice a well-informed decision and allowing you to choose the product that best fits your application. Our fully-trained staff and authorized dealers are ready to assist you with any questions that may arise as you consider your options.

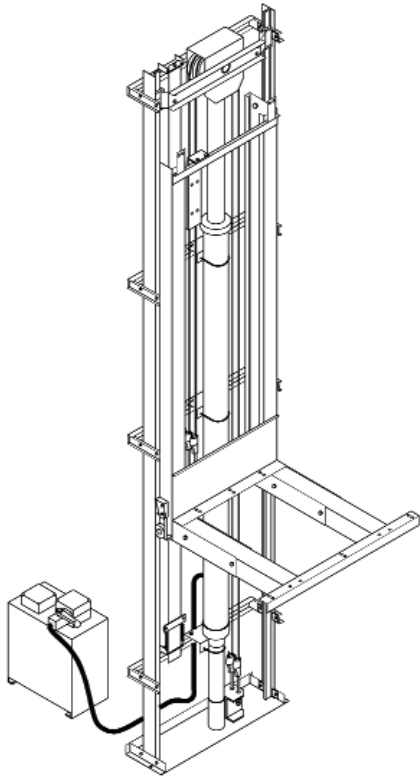
National Wheel-O-Vator stands firmly behind our product line, offering an *Industry Leading 3-Year Parts Warranty* on every Destiny Residential Elevator. Each and every Destiny Residential Elevator is designed and manufactured to the owner's unique and exact specifications from the initial drawings to the final installation.

When purchasing a Destiny, you can rest assured that your residential elevator has been designed to make life easier for your #1 priority: your family. Likewise, your Destiny Residential Elevator has been designed to add function, value and elegance to your most important financial investment: your home.

Thank you for considering the Destiny Residential Elevator by National Wheel-O-Vator.

# Drive Systems

The Destiny offers you the choice of two state of the art drive systems, the Roped Hydraulic and the Winding Drum. Each system gives you the flexibility to select the best drive for your application.



## Roped Hydraulic

- 1:2 cable/roped hydraulic unit utilizing (2) 3/8" - 7 x 19 steel core aircraft wire rope integrated into a rams header sheave mounted to an 80mm diameter hydraulic cylinder
- 950 lbs capacity up to 44' (750 lbs opt.)
- 2 speed valve
- Remote machine room up to 40'
- Submerged motor for quiet operation
- Floor specific battery descent
- 36 fpm travel speed

## Winding Drum

- Inverter controlled winding drum unit utilizing (2) 3/8" - 7 x 19 steel core aircraft wire ropes
- 950 lbs capacity standard (750 lbs opt.)
- A variety of drum configurations available
  - Rail Mount Drive (RMD), Fig.A
  - Behind the Rail, Fig. B
  - Reduced Machine Room (RMR), Fig.C
- Variable speed for a quality ride
- No oil usage/reduced maintenance
- Floor specific battery descent (opt.) (Standard on the RMD)
- 36 fpm travel speed

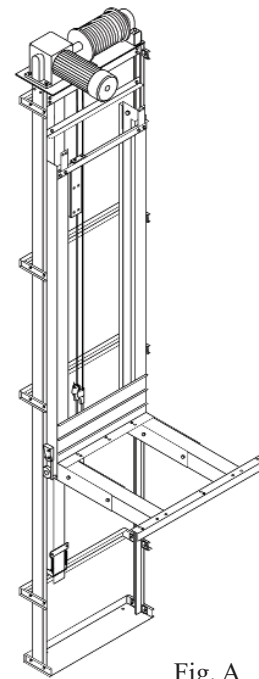


Fig. A

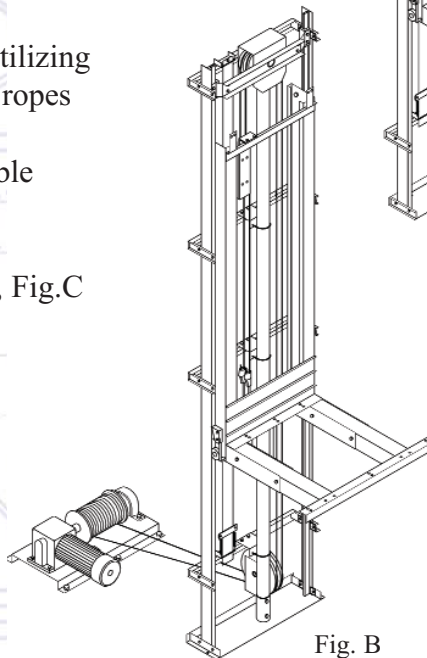


Fig. B

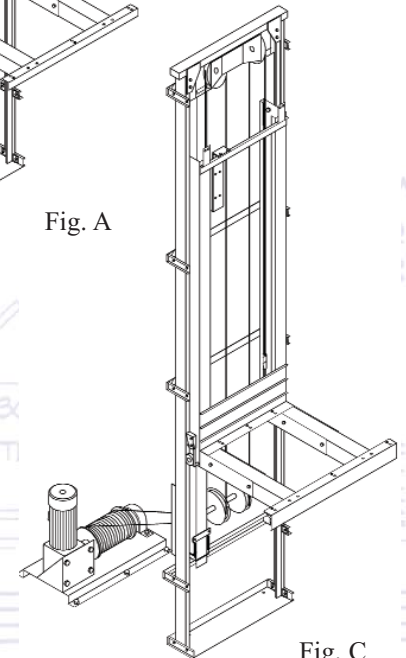
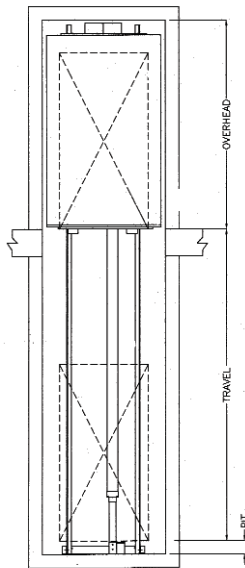
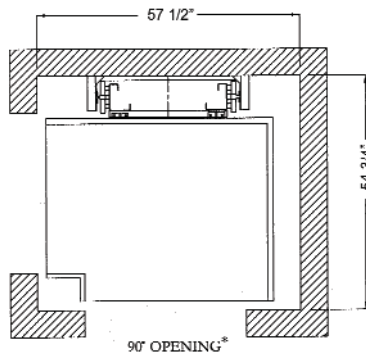
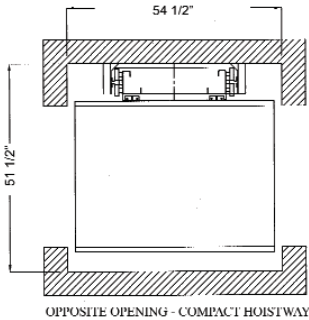
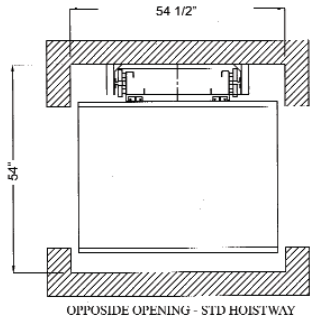
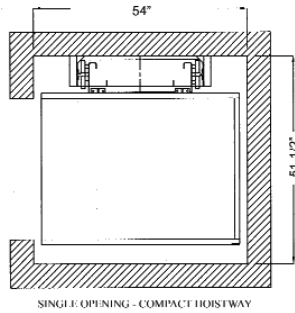
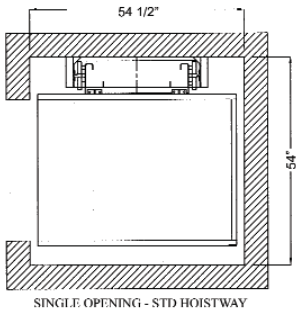


Fig. C

Please refer to our *Destiny Design Guide* for more detailed information on our drive systems.

# Specs and Drawings



Pit = Minimum of 6" (std. 8")  
 Travel = Up to 50'  
 Overhead = Minimum of 96"  
 (RMD 111")

\*Configurations with above dimensions provide a car size of 36"x 48".  
 Custom car sizes are available.

**Note:** Separate machine space is required. For construction purposes, please contact your local dealer for detailed drawings.

\* Contents are subject to change without notice.

## PART 1 GENERAL

- 1.01 **Description of product:** Residential elevator with inverter controlled winding drum drive or 1:2 roped hydraulic drive.
- 1.02 **Work Included:** Furnish all labor and materials, equipment and incidentals necessary to assemble and erect a residential elevator.
- 1.03 **Work by Others**
- Construct a hoistway of the size and backing required by the manufacturer.
  - Construct a machine room.
  - Provide system to maintain hoistway and machine room within 50 - 90 degrees Fahrenheit. (machine room requirement does not apply to winding drum drive system)
  - Provide 230 VAC, single phase, 30 amp dedicated and 120 VAC, 15 amp dedicated circuits to machine room space for elevator and car lighting.
- 1.04 **References**
- American Society of Mechanical Engineers/American National Standards Institute (ASME/ANSI) publications: ASME/ANSI A17.1 "Safety Codes for Elevators and Escalators", Section 5.3.
  - National Fire Protection Association (NFPA) publications; NFPA 70 National Electrical Code.
- 1.05 **System Description**
- Travels up to 50', with up to 6 stops.
  - Load capacity of 950 lbs. (750 lbs. opt.)
  - Speed of 36 fpm.
- 1.06 **Quality Assurance**
- Installer Qualifications: A company experienced in the assembly and erection of lifts and residential elevators of the type specified.
  - Manufacturer Qualifications: A company specializing in the manufacture of residential elevators and lifts for the disabled.
- 1.07 **Warranty:** Unit shall have a three (3) year limited parts warranty.
- 1.08 **Maintenance**
- Maintenance of the private residential elevator shall consist of regular cleaning and inspection. Maintenance is recommended every 6 months.
  - Inspection: ASME A17.1 requires all private residential elevators to be inspected every 12 months.

## PART 2 PRODUCTS

- 2.01 **Manufacturer:** The National Wheel-O-Vator Co., Inc., U.S. Owned and Operated.
- 2.02 **Components**
- Car:
    - Size 36"W x 48"D x 87"H (others available).
    - Enclosure: Securely fastened to the car frame and platform. The car shall be constructed of a minimum 3/4" wood walls. Floorboard shall be constructed of 1" AC plywood.
    - Gate: Accordion or scissors type equipped with a positively opened mechanical switch to indicate that the door is closed. Scissor type gates shall also be designed to prevent car movement if the gate is moved up or down due to any protruding objects encountering an obstruction.
    - Handrail provided.
    - Automatic interior lighting provided.
  - Hoistway Door: Size 3'0" W x 6'8" H swing type (to be provided by others).
  - Drive System: Two speed inverter controlled drive, winding drum or 1:2 roped hydraulic with 2 speed valve.
  - Cable System: (2) 3/8" 7 x 19 aircraft wire rope
  - Guide Rail: Shall consist of two 6 1/4 lb tee rails.
  - Car Frame: Shall be equipped with non-metallic faced roller guide wheels.
  - Leveling device: Provide hall effect sensor system to maintain car within 1/4" of the landing.
  - Control Systems: Non-selective collective or single automatic push button PLC; U.L. certified.
  - Motor: 3HP, 1750-RPM 208/230 VAC single phase, (three phase with inverter for winding drum)
  - Wiring:
    - Provide flexible traveling cable for electrical light and controls in car.
    - All other electrical wiring shall be insulated, flame retardant and moisture proof.
  - Safety Devices:
    - Stainless steel slack rope device.
    - Terminal stopping device.
    - Platform toe guard at the car entrance.

## PART 3 EXECUTION

- 3.01 **Installation**
- All components shall be assembled and erected in strict compliance with manufacturer's printed instructions.
  - All wiring shall be in accordance with the wiring diagram furnished by the manufacturer.
- 3.02 **Field Quality Control**
- Static/Running Load Test: All load rating and safety factors shall meet or exceed those specified in ASME A17.1.

*Providing our partners unequalled value by offering products of the highest quality,  
 complimented by unrivaled customer service*

# National Wheel-O-Vator

509 W. Front St.  
Roanoke, IL 61561-0348

Ph: 888-353-8898

Fax: 309-923-5091

Email: [sales@wheelovator.com](mailto:sales@wheelovator.com)

Web Site: [www.wheelovator.com](http://www.wheelovator.com)

Your Authorized National Wheel-O-Vator Dealer: